RING SIZER GUIDE

Printable ring sizer

A4 (210 x 297 mm) | US sizes 4-12 | Inside diameters in millimeters

1. Print this PDF on matching paper at 100% or Actual Size.

Turn off Fit to Page and any custom scaling other than 100%.

Pick a flat, round ring that fits the same finger on the same hand.

2. Check the scale against a millimeter ruler

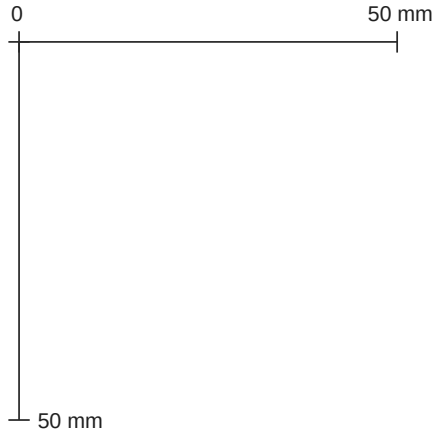

Measure from 0 to the center of each end mark.

Both distances must line up with 50 mm.

Reprint or use a ruler directly if the scale is off.

Choose the closest circle

Look straight down. Match the outside of the printed line to the inside metal edge of your ring.

Keep both sizes if the fit falls between circles.

3. Match your ring opening



US 4
14.9 mm



US 4.5
15.3 mm



US 5
15.7 mm



US 5.5
16.1 mm



US 6
16.5 mm



US 6.5
16.9 mm



US 7
17.3 mm



US 7.5
17.7 mm



US 8
18.1 mm



US 8.5
18.5 mm



US 9
19.0 mm



US 9.5
19.4 mm



US 10
19.8 mm



US 10.5
20.2 mm



US 11
20.6 mm



US 11.5
21.0 mm



US 12
21.4 mm

Reference diameters: e14k US chart, rounded to 0.1 mm. Confirm an uncertain fit with a jeweler.

ringsizerguide.com/measure/printable-ring-sizer/